



Lumec's Serenade DSX LED post top luminaires are a beautiful staple of elegance and subtlety with a mighty and brilliant heart. It can be used to accentuate any environment no matter how harsh the prevailing conditions might be. The Serenade is a straightforward, no-nonsense luminaire, designed for performance and reliability.

Project: \_\_\_\_\_  
 Location: \_\_\_\_\_  
 Cat.No: \_\_\_\_\_  
 Type: \_\_\_\_\_  
 Lamps: \_\_\_\_\_ Qty: \_\_\_\_\_  
 Notes: \_\_\_\_\_

### Ordering guide: Luminaire

Example: S55-72W32LED4K-T-ACDR-LE3-120-DMG-SFX-RC-BKTX

Series	LED module	Lamp type	Globe material	Optical system	Voltage	Driver options	Adaptors
<b>S55</b>		<b>T</b>					
S55 Serenade DSX	<b>4000K</b>	<b>3000K</b>	ACDR Acrylic globe GL Glass globe	LE2 Type II (ASYM) LE3 Type III (ASYM) LE3W Type III (ASYM) wide LE4 Type IV (ASYM) LE5 <sup>1</sup> Type V (SYMM)	120 120V 208 208V 240 240V 277 277V 347 347V 480 480V	AST <sup>2</sup> Pre-set, progressive start-up CLO <sup>2</sup> Pre-set, manage lumen depreciation DALI <sup>2</sup> Pre-set, compatible with the DALI control system OTL <sup>2</sup> Pre-set to signal end of life of the lamp DMG 0-10V CDMGP <sup>2</sup> Dimming level set by user CDMGE25 <sup>2</sup> 8 hrs. 25% reduction CDMGE50 <sup>2</sup> 8 hrs. 50% reduction CDMGE75 <sup>2</sup> 8 hrs. 75% reduction CDMGM25 <sup>2</sup> 6 hrs. 25% reduction CDMGM50 <sup>2</sup> 6 hrs. 50% reduction CDMGM75 <sup>2</sup> 6 hrs. 75% reduction CDMGS25 <sup>2</sup> 4 hrs. 25% reduction CDMGS50 <sup>2</sup> 4 hrs. 50% reduction CDMGS75 <sup>2</sup> 4 hrs. 75% reduction	SFOK Oak leaf fitter SFX Standard fitter
	35W32LED4K	35W32LED3K					
	55W32LED4K	55W32LED3K					
	55W48LED4K	55W48LED3K					
	72W32LED4K	72W32LED3K					
	80W48LED4K	80W48LED3K					
	108W48LED4K	108W48LED3K					

### Ordering guide (continued)

Luminaire options	Poles & Brackets	Finish
<b>BC</b> Block connector <b>BST</b> Brass decorative cupola <b>BSTC</b> Brass decorative cupola with clear coat <b>CPT</b> Copper decorative cupola <b>CPTC</b> Copper decorative cupola with clear coat <b>CR55</b> Decorative crown <b>FN2</b> Decorative finial <b>FN3</b> Decorative finial <b>FN4</b> Decorative finial <b>FN8</b> Decorative finial <b>FN9</b> Decorative finial <b>FN10</b> Decorative finial <b>FN11</b> Decorative finial <b>FNC</b> Finial painted copper <b>HS</b> House Side Shield <b>OVR</b> Override function <b>PH8</b> Photoelectric cell <b>PH9</b> Shorting Cap <b>PHXL</b> Photoelectric cell, extended life <b>RC<sup>3</sup></b> Receptacle 3 pins <b>SP2</b> Surge protector <b>TN2.875C</b> 2 7/8" dia. Tenon adaptor <b>TN3</b> 3" dia. Tenon adaptor <b>TN3.5</b> 3 1/2" dia. Tenon adaptor	Consult <a href="http://signify.com/outdoorluminaires">signify.com/outdoorluminaires</a> for details and the complete line of Signify poles and brackets.	<b>BE2TX</b> Textured midnight blue <b>BE6TX</b> Textured ocean blue <b>BE8TX</b> Textured royal blue <b>BG2TX</b> Textured Sandstone <b>BKTX</b> Textured black <b>BRTX</b> Textured bronze <b>GN4TX</b> Textured blue green <b>GN6TX</b> Textured forest green <b>GN8TX</b> Textured Dk forest green <b>GNTX</b> Textured green <b>GR</b> Gray sandtex <b>GY3TX</b> Textured medium grey <b>NP</b> Natural aluminum <b>RD2TX</b> Textured burgundy <b>RD4TX</b> Textured scarlet <b>TG</b> Hammertone gold <b>WHTX</b> Textured white

### Footnotes

- Not available with HS option.
  - Not available 347-480 volt.
  - Use of photoelectric cell or shorting cap is required to ensure proper illumination.
- Note:** If 5 or 7 pin receptacle is required contact factory.



# S55 – S55C1-C2 Serenade DSX LED

## Urban Luminaire

### Ordering guide: Luminaire

Example: S55C1-72W32LED4K-T-ACDR-LE3-120-DMG-SFX-RC-BKTX

Series	LED module	Lamp type	Globe material	Optical system	Voltage	Driver options	Adaptors
S55C1 Serenade DSX	4000K	3000K	ACDR Acrylic globe GL Glass globe	LE2 Type II (ASYM)	120 120V	AST <sup>2</sup> Pre-set, progressive start-up CLO <sup>2</sup> Pre-set, manage lumen depreciation DALI <sup>2</sup> Pre-set, compatible with the DALI control system OTL <sup>2</sup> Pre-set to signal end of life of the lamp DMG 0-10V CDMGP <sup>2</sup> Dimming level set by user CDMGE25 <sup>2</sup> 8 hrs. 25% reduction CDMGE50 <sup>2</sup> 8 hrs. 50% reduction CDMGE75 <sup>2</sup> 8 hrs. 75% reduction CDMGM25 <sup>2</sup> 6 hrs. 25% reduction CDMGM50 <sup>2</sup> 6 hrs. 50% reduction CDMGM75 <sup>2</sup> 6 hrs. 75% reduction CDMGS25 <sup>2</sup> 4 hrs. 25% reduction CDMGS50 <sup>2</sup> 4 hrs. 50% reduction CDMGS75 <sup>2</sup> 4 hrs. 75% reduction	SFOK Oak leaf fitter SFX Standard fitter
	35W32LED4K	35W32LED3K		LE3 Type III (ASYM)	208 208V		
S55C2 Serenade DSX	55W32LED4K	55W32LED3K		LE3W Type III (ASYM) wide	240 240V		
	55W48LED4K	55W48LED3K		LE4 Type IV (ASYM)	277 277V		
	72W32LED4K	72W32LED3K		LE5 <sup>1</sup> Type V (SYMM)	347 347V		
	80W48LED4K	80W48LED3K			480 480V		
	108W48LED4K	108W48LED3K					

### Ordering guide (continued)

Luminaire options	Poles & Brackets	Finish
<b>BC</b> Block Connector <b>BS</b> Brass decorative band <b>BSC</b> Brass decorative band with clear coat <b>BST</b> Brass decorative cupola <b>BSTC</b> Brass decorative cupola with clear coat <b>CPT</b> Copper decorative cupola <b>CPTC</b> Copper decorative cupola with clear coat <b>CU</b> Copper decorative band <b>CUC</b> Copper decorative band with clear coat <b>FN2</b> Decorative finial <b>FN3</b> Decorative finial <b>FN4</b> Decorative finial	Consult <a href="http://signify.com/outdoorluminaires">signify.com/outdoorluminaires</a> for details and the complete line of Signify poles and brackets.	<b>BE2TX</b> Textured midnight blue <b>BE6TX</b> Textured ocean blue <b>BE8TX</b> Textured royal blue <b>BG2TX</b> Textured Sandstone <b>BKTX</b> Textured black <b>BRTX</b> Textured bronze <b>GN4TX</b> Textured blue green <b>GN6TX</b> Textured forest green <b>GN8TX</b> Textured Dk forest green <b>GNTX</b> Textured green <b>GR</b> Gray sandtex <b>GY3TX</b> Textured medium grey <b>NP</b> Natural aluminum <b>RD2TX</b> Textured burgundy <b>RD4TX</b> Textured scarlet <b>TG</b> Hammettone gold <b>WHTX</b> Textured white
<b>FN8</b> Decorative finial <b>FN9</b> Decorative finial <b>FN10</b> Decorative finial <b>FN11</b> Decorative finial <b>FNC</b> Finial painted copper <b>HS</b> House Side Shield <b>OVR</b> Override function <b>PH8</b> Photoelectric cell <b>PH9</b> Shorting Cap <b>PHXL</b> Photoelectric cell, extended life <b>RC<sup>3</sup></b> Receptacle 3 pins <b>SP2</b> Surge protector <b>TN2.875C</b> 2 7/8" dia. Tenon adaptor <b>TN3</b> 3" dia. Tenon adaptor <b>TN3.5</b> 3 1/2" dia. Tenon adaptor		

### Footnotes

- Not available with **HS** option.
  - Not available 347-480 volt.
  - Use of photoelectric cell or shorting cap is required to ensure proper illumination.
- Note: If 5 or 7 pin receptacle is required contact factory

### Ordering guide: Motion Response

Example: ACC-120-MR4PGI-BKTX

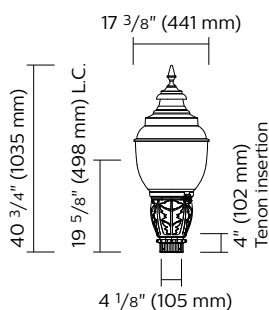
Accessory	Voltage	Module	Finish
ACC			
	120 120V 277 277V	<b>MR4PG1</b> Single grey <b>MR4PG2</b> Double grey <b>MR4PW1</b> Single white <b>MR4PW2</b> Double white	(Consult Signify representative)

\*OVR option is required for Motion Response Accessory

# S55 - S55C1-C2 Serenade DSX LED

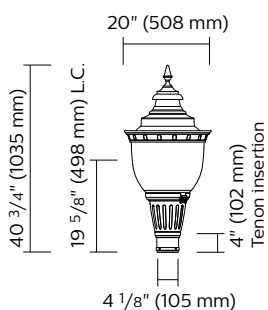
## Urban Luminaire

### Dimensions



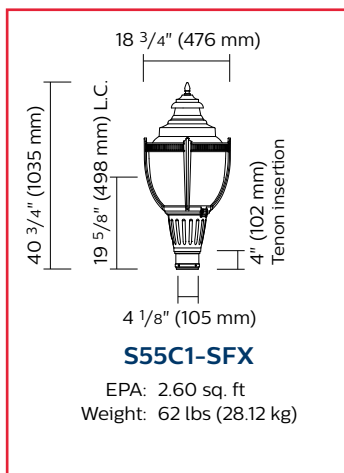
**S55-SFOK**

EPA: 2.25 sq. ft  
Weight: 58 lbs (26.31 kg)



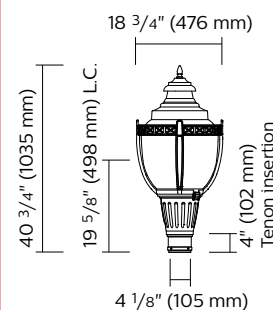
**S55-SFX-CR55**

EPA: 2.50 sq. ft  
Weight: 63 lbs (28.58 kg)



**S55C1-SFX**

EPA: 2.60 sq. ft  
Weight: 62 lbs (28.12 kg)



**S55C2-SFX**

EPA: 2.57 sq. ft  
Weight: 58 lbs (26.31 kg)

### Predicted Lumen Depreciation Data

Predicted performance derived from LED manufacturer's data and engineering design estimates, based on IESNA LM-80 methodology. Actual experience may vary due to field application conditions. L<sub>70</sub> is the predicted time when LED performance depreciates to 70% of initial lumen output. Calculated per IESNA TM21-11. Published L<sub>70</sub> hours limited to 6 times actual LED test hours.

Ambient Temperature °C	Driver mA	Calculated L <sub>70</sub> Hours	L <sub>70</sub> per TM-21	Lumen Maintenance % at 60,000 hrs
35°C	700 mA	>100,000 hours	>60,000 hours	>85%

### LED Wattage and Lumen Values: Serenade S55

#### 4000K

Ordering Code	Total LEDs	LED Current (mA)	Average System Watts <sup>1</sup>	Color Temp.	Type LE2			Type LE3			Type LE3W			Type LE4			Type LE5		
					Delivered Lumens <sup>2</sup>	Efficacy (LPW)	BUG Rating	Delivered Lumens <sup>2</sup>	Efficacy (LPW)	BUG Rating	Delivered Lumens <sup>2</sup>	Efficacy (LPW)	BUG Rating	Delivered Lumens <sup>2</sup>	Efficacy (LPW)	BUG Rating	Delivered Lumens <sup>2</sup>	Efficacy (LPW)	BUG Rating
S55-35W32LED4K-T	32	350	37	4000K	3,498	95	B1-U3-G1	3,551	96	B1-U3-G1	3,746	102	B1-U3-G1	3,649	99	B1-U3-G1	4,028	109	B3-U3-G1
S55-55W32LED4K-T	32	530	55	4000K	4,974	91	B2-U3-G2	5,050	92	B1-U3-G1	5,327	98	B2-U3-G2	5,189	95	B1-U3-G2	5,729	105	B3-U3-G2
S55-72W32LED4K-T	32	700	71	4000K	6,220	87	B2-U3-G2	6,315	89	B2-U3-G2	6,661	93	B2-U3-G2	6,488	91	B1-U3-G2	7,163	100	B3-U3-G2
S55-55W48LED4K-T	48	350	53	4000K	5,196	97	B2-U3-G2	5,409	101	B1-U3-G2	5,519	104	B2-U3-G2	5,524	104	B1-U3-G2	6,092	114	B3-U3-G2
S55-80W48LED4K-T	48	530	80	4000K	7,402	93	B2-U3-G2	7,706	97	B2-U3-G2	7,863	99	B2-U3-G2	7,870	99	B2-U3-G2	8,678	109	B4-U3-G2
S55-108W48LED4K-T	48	700	104	4000K	9,284	89	B2-U3-G2	9,667	93	B2-U3-G2	9,862	94	B2-U3-G2	9,871	95	B2-U3-G2	10,885	104	B4-U3-G2

1. System input wattage may vary based on input voltage, by up to +/- 10%, and based on manufacturer forward voltage, by up to +/- 8%.  
2. Lumen values based on photometric tests performed in compliance with IESNA LM-79.

**Note:** Some data may be scaled based on tests of similar, but not identical, luminaires.

# S55 – S55C1-C2 Serenade DSX LED

## Urban Luminaire

### LED Wattage and Lumen Values: Serenade S55 (continued)

#### 3000K

Ordering Code	Total LEDs	LED Current (mA)	Average System Watts <sup>1</sup>	Color Temp.	Type LE2			Type LE3			Type LE3W			Type LE4			Type LE5		
					Delivered Lumens <sup>2</sup>	Efficacy (LPW)	BUG Rating	Delivered Lumens <sup>2</sup>	Efficacy (LPW)	BUG Rating	Delivered Lumens <sup>2</sup>	Efficacy (LPW)	BUG Rating	Delivered Lumens <sup>2</sup>	Efficacy (LPW)	BUG Rating	Delivered Lumens <sup>2</sup>	Efficacy (LPW)	BUG Rating
S55-35W32LED3K-T	32	350	37	3000K	3,132	85	B1-U3-G1	3,180	86	B1-U3-G1	3,354	91	B1-U3-G1	3,267	89	B1-U3-G1	3,607	98	B3-U3-G1
S55-55W32LED3K-T	32	530	55	3000K	4,454	82	B1-U3-G1	4,522	83	B1-U3-G1	4,769	87	B1-U3-G2	4,646	85	B1-U3-G2	5,130	94	B3-U3-G1
S55-72W32LED3K-T	32	700	71	3000K	5,569	78	B2-U3-G2	5,654	79	B2-U3-G2	5,964	84	B2-U3-G2	5,809	81	B1-U3-G2	6,414	90	B3-U3-G2
S55-55W48LED3K-T	48	350	53	3000K	4,652	87	B1-U3-G1	4,843	91	B1-U3-G1	4,942	93	B1-U3-G2	4,946	93	B1-U3-G2	5,454	102	B3-U3-G1
S55-80W48LED3K-T	48	530	80	3000K	6,628	83	B2-U3-G2	6,900	87	B2-U3-G2	7,040	89	B2-U3-G2	7,046	89	B1-U3-G2	7,770	98	B3-U3-G2
S55-108W48LED3K-T	48	700	104	3000K	8,313	80	B2-U3-G2	8,654	83	B2-U3-G2	8,830	85	B2-U3-G2	8,838	85	B2-U3-G2	9,746	93	B4-U3-G2

### LED Wattage and Lumen Values: Serenade S55C1-C2

#### 4000K with cage

Ordering Code	Total LEDs	LED Current (mA)	Average System Watts <sup>1</sup>	Color Temp.	Type LE2			Type LE3			Type LE3W			Type LE4			Type LE5		
					Delivered Lumens <sup>2</sup>	Efficacy (LPW)	BUG Rating	Delivered Lumens <sup>2</sup>	Efficacy (LPW)	BUG Rating	Delivered Lumens <sup>2</sup>	Efficacy (LPW)	BUG Rating	Delivered Lumens <sup>2</sup>	Efficacy (LPW)	BUG Rating	Delivered Lumens <sup>2</sup>	Efficacy (LPW)	BUG Rating
S55Cx-35W32LED4K-T	32	350	37	4000K	3,188	86	B1-U3-G1	3,184	86	B1-U3-G1	3,401	92	B1-U3-G1	3,294	89	B1-U3-G1	3,593	97	B3-U3-G1
S55Cx-55W32LED4K-T	32	530	55	4000K	4,533	83	B2-U3-G2	4,559	83	B1-U3-G1	4,837	89	B1-U3-G2	4,684	86	B1-U3-G2	5,109	94	B3-U3-G1
S55Cx-72W32LED4K-T	32	700	71	4000K	5,668	79	B2-U3-G2	5,691	80	B2-U3-G2	6,048	85	B2-U3-G2	5,857	82	B1-U3-G2	6,388	90	B3-U3-G2
S55Cx-55W48LED4K-T	48	350	53	4000K	4,742	89	B1-U3-G1	4,878	92	B1-U3-G1	5,116	96	B1-U3-G2	5,000	94	B1-U3-G2	5,438	102	B3-U3-G1
S55Cx-80W48LED4K-T	48	530	80	4000K	6,756	85	B2-U3-G2	6,933	87	B2-U3-G2	7,288	92	B2-U3-G2	7,123	90	B1-U3-G2	7,747	97	B3-U3-G2
S55Cx-108W48LED4K-T	48	700	104	4000K	8,474	81	B2-U3-G2	8,689	83	B2-U3-G2	9,141	88	B2-U3-G2	8,934	86	B2-U3-G2	9,717	93	B4-U3-G2

#### 3000K with cage

Ordering Code	Total LEDs	LED Current (mA)	Average System Watts <sup>1</sup>	Color Temp.	Type LE2			Type LE3			Type LE3W			Type LE4			Type LE5		
					Delivered Lumens <sup>2</sup>	Efficacy (LPW)	BUG Rating	Delivered Lumens <sup>2</sup>	Efficacy (LPW)	BUG Rating	Delivered Lumens <sup>2</sup>	Efficacy (LPW)	BUG Rating	Delivered Lumens <sup>2</sup>	Efficacy (LPW)	BUG Rating	Delivered Lumens <sup>2</sup>	Efficacy (LPW)	BUG Rating
S55Cx-35W32LED3K-T	32	350	37	3000K	2,854	77	B1-U3-G1	2,851	77	B1-U3-G1	3,046	83	B1-U3-G1	2,949	80	B1-U3-G1	3,217	87	B3-U3-G1
S55Cx-55W32LED3K-T	32	530	55	3000K	4,059	74	B1-U3-G1	4,082	75	B1-U3-G1	4,331	79	B1-U3-G2	4,194	77	B1-U3-G1	4,575	84	B3-U3-G1
S55Cx-72W32LED3K-T	32	700	71	3000K	5,075	71	B2-U3-G2	5,096	71	B2-U3-G2	5,416	76	B2-U3-G2	5,245	74	B1-U3-G2	5,720	80	B3-U3-G2
S55Cx-55W48LED3K-T	48	350	53	3000K	4,246	80	B1-U3-G1	4,367	82	B1-U3-G1	4,581	86	B1-U3-G2	4,477	84	B1-U3-G2	4,869	91	B3-U3-G1
S55Cx-80W48LED3K-T	48	530	80	3000K	6,050	76	B2-U3-G2	6,208	78	B2-U3-G2	6,526	82	B2-U3-G2	6,377	80	B1-U3-G2	6,937	87	B3-U3-G2
S55Cx-108W48LED3K-T	48	700	104	3000K	7,588	73	B2-U3-G2	7,781	75	B2-U3-G2	8,185	78	B2-U3-G2	7,999	77	B2-U3-G2	8,701	83	B4-U3-G2

1. System input wattage may vary based on input voltage, by up to +/- 10%, and based on manufacturer forward voltage, by up to +/- 8%.

2. Lumen values based on photometric tests performed in compliance with IESNA LM-79.

**Note:** Some data may be scaled based on tests of similar, but not identical, luminaires.

# S55 – S55C1-C2 Serenade DSX LED

## Urban Luminaire

### Specifications:

#### Housing

**Finial:** Decorative cast 356 aluminum, mechanically assembled.

**Hood:** Spun aluminum 1100 0 dome, permanently assembled to the globe.

**Guard** (S55C1/C2 only): In a round shape, this guard is made of four cast aluminum 356 decorative arms and one decorative ring. The guard is welded to the fitter.

**Fitter:** Cast aluminum A360.1 c/w 4 set screws 3/8-16 UNC. Fits on a 4"(102mm) outside diameter by 4"(102mm) long tenon.

#### Access-mechanism

A cast A360.1 aluminum technical ring with latch and hinge. The mechanism shall offer tool free access to the inside of the luminaire. An embedded memory retentive gasket shall ensure weatherproofness.

#### Light engine

LEDgine composed of 5 main components:

**Heat Sink / Globe / LED lamp / Driver / Optical System**

Electrical components are RoHS compliant.

#### LED engine

LED type: Lumileds LUXEON T. Composed of high-performance white LEDs. Color temperature as per ANSI/NEMA bin Neutral White, 4000 Kelvin nominal (3985K +/- 275K or 3710K to 4260K) or Warm white, 3000 Kelvin nominal (3045K +/- 175K or 2870K to 3220K), CRI 70 Min. 75 Typical.

#### Globe

One-piece, seamless, injection-molded impact-resistant (DR) acrylic or Glass globe having an inner prismatic surface with semi-prismatic house side shield and glare softening prisms on the street side. The smooth external finish offers self-cleaning properties. The globe is permanently sealed onto the access-mechanism.

#### Heat sink

Made of cast aluminum optimising the LEDs efficiency and life. Product does not use any cooling device with moving parts (only passive cooling device).

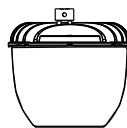
#### Driver

Driver comes standard with dimming compatible 0-10V. High power factor of 95%. Electronic driver, operating range 50/60 Hz. Auto adjusting universal voltage input from 120 to 277 VAC rated for both application line to line or line to neutral, Class I, THD of 20% max. Maximum ambient operating temperature from 40F(40C) to 130F(55C) degrees. Certified in compliance to UL1310 cULus requirement. Dry and damp location. Assembled on a unitized removable tray with Tyco quick disconnect plug resisting to 221F(105C) degrees. The current supplying the LEDs will be reduced by the driver if the driver experiences internal overheating as a protection to the LEDs and the electrical components. Output is protected from short circuits, voltage overload and current overload. Automatic recovery after correction. Standard built in driver surge protection of 2.5kV (min).

#### Optical system

Composed of high performance optical grade PMMA acrylic refractor lenses to achieve desired distribution optimized to get maximum spacing, target lumens and a superior lighting uniformity. Optical system is rated IP66. Performance shall be tested per LM 63, LM 79 and TM 15 (IESNA) certifying its photometric performance. Street side indicated.

**Prismatic globe:** IP66 rated optical system, composed of individual pre-oriented lens to achieve desired distribution, assembled with globe having an inner prismatic surface permanently sealed onto the lower part of the heat sink.



- LE2** - Type II (ASYM)
- LE3** - Type III (ASYM)
- LE3W** - Type III (ASYM) Wide
- LE4** - Type IV (ASYM)
- LE5** - Type V (SYMM)

#### Driver options

**AST:** Pre-set driver for progressive start-up of the LED module(s) to optimize energy management and enhance visual comfort at start-up.

**CLO:** Pre-set driver to manage the lumen depreciation by adjusting the power given to the LEDs offering the same lighting intensity during the entire lifespan of the LED module.

**DALI:** Pre-set driver compatible with the DALI control system.

**OTL:** Pre-set driver to signal end of life of the LED module(s) for better fixture management.

**DMG:** Dimmable driver 0-10V.

**CDMG:** Dynadimmer standard dimming functionalities including pre-programmed scenarios to suit many applications and needs from safety to maximum energy savings.

Ordering Code	Scenario	Dimming Time	Dimming Level
CDMGS25	Safety	4 hours	25% power dimming
CDMGS50	Safety	4 hours	50% power dimming
CDMGS75	Safety	4 hours	75% power dimming
CDMGM25	Median	6 hours	25% power dimming
CDMGM50	Median	6 hours	50% power dimming
CDMGM75	Median	6 hours	75% power dimming
CDMGE25	Economy	8 hours	25% power dimming
CDMGE50	Economy	8 hours	50% power dimming
CDMGE75	Economy	8 hours	75% power dimming

#### Luminaire options

**BC:** Block Connector

**BST:** Brass decorative cupola

**BSTC:** Brass decorative cupola with clear coat

**CPT:** Copper decorative cupola

**CPTC:** Copper decorative cupola with clear coat

**FN2:** Decorative finial



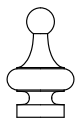
# S55 – S55C1-C2 Serenade DSX LED

## Urban Luminaire

### Specifications (continued)

#### Luminaire options (continued)

**FN3:** Decorative finial



**FN4:** Decorative finial



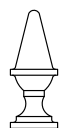
**FN8:** Decorative finial



**FN9:** Decorative finial



**FN10:** Decorative finial



**FN11:** Decorative finial



**FNC:** Finial painted copper

**HS:** House side shield

**OVR:** Override function

**PH8:** Photoelectric Cell, Twist-lock Type. Allows a 90 degree rotation.



**PH9:** Shorting cap, Twist-lock Type



**PHXL:** Extended life photoelectric cell, Twist-lock Type. Allows a 90° rotation.

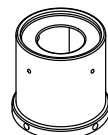


**RC:** Receptacle 3 pins

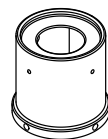


**SP2:** Integral surge protector

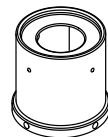
**TN2.875:** 2-7/8" dia. Tenon adaptor



**TN3:** 3" dia. Tenon adaptor



**TN3.5:** 3-1/2" dia. Tenon adaptor



**S55 (only)**

**CR55:** Decorative crown

**S55C1-C2 (only)**

**BS:** Brass decorative band

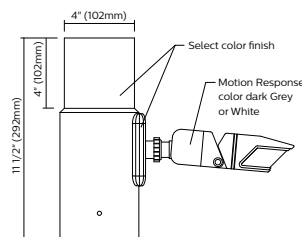
**BSC:** Brass decorative band with clear coat

**CU:** Copper decorative band

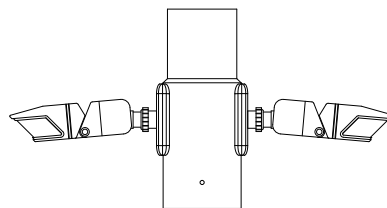
**CUC:** Copper decorative band with clear coat

#### Motion Response

Tenon mount motion response provides 270° coverage on an adjustable knuckle. The coverage equals to up to 6 times the sensor height. It is an option offered jointly with the Dynadimmer **OVR** option, that can bring the light up to 100% when the motion response is triggered. It is available in a single or double mounting option. Finish options for the motion response device are white or dark gray. Finish options for the tenon must be specified to match the luminaire and pole. The tenon mount is fully rotatable 360°. This option is available for a 4" OD x 4" long tenon. See instruction sheet for time setting functionality (12 second to 16 minute turn off options) and for mounting instructions.



**MR4PG1 or MR4PW1**



**MR4PG2 or MR4PW2**

# S55 – S55C1-C2 Serenade DSX LED

## Urban Luminaire


### Specifications (continued)

#### Luminaire adaptors

**SFOK:** Oak leaf fitter. Fits on a 4" (102mm) outside diameter by 4" (102mm) long tenon.



**SFX:** Standard fitter. Fits on a 4" (102mm) outside diameter by 4" (102mm) long tenon.



#### Surge Protector

Surge protector tested in accordance with ANSI/IEEE C62.45 per ANSI/IEEE C62.41.2 Scenario I Category C High Exposure 10kV/10kA waveforms for Line Ground, Line Neutral and Neutral Ground, and in accordance with U.S. DOE (Department of Energy) MSSLC (Municipal Solid State Street Lighting Consortium) model specification for LED roadway luminaires electrical immunity requirements for High Test Level 10kV / 10kA. **SP2** 20kV/20kA optional.

#### Finish

In accordance with the AAMA 2603 standard. Application of polyester powder coat paint (4 mils/100 microns) with +/- 1 mils/24 microns of tolerance. The Thermosetting resins provides a discoloration resistant finish in accordance with the ASTM D2244 standard, as well as luster retention in keeping with the ASTM D523 standard and humidity proof in accordance with the ASTM D2247 finish in accordance with testing performed and per ASTM B117 standard.

##### Finish Options Include:

- BE2TX:** Textured Midnight Blue
- BE6TX:** Textured Ocean Blue
- BE8TX:** Textured Royal Blue
- BG2TX:** Textured Sandstone
- BKTX:** Textured Black
- BRTX:** Textured Bronze
- GN4TX:** Textured Blue Green
- GN6TX:** Textured Forest Green
- GN8TX:** Textured Dark Forest Green
- GNTX:** Textured Green
- GR:** Gray Sandtex
- GY3TX:** Textured Medium Grey
- NP:** Natural Aluminum
- RD2TX:** Textured Burgundy
- RD4TX:** Textured Scarlet
- TG:** Hammer-tone Gold
- WHTX:** Textured White

#### Wiring

Gauge (#14) TEW/AWM 1015 or 1230 wires, 6" (152mm) minimum exceeding from luminaire.

#### Hardware

All exposed screws shall be complete with Ceramic primer-seal base coat to reduce seizing of the parts and offers a high resistance to corrosion. All seals and sealing devices are made and/or lined with EPDM and/or silicone and/or rubber.

#### Luminaire useful life

Refer to IES files for energy consumption and delivered lumens for each option. Based on ISTMT in situ thermal testing in accordance with UL1598 and UL8750, System Reliability Tool, Advance data and Lumileds LM-80/TM-21 data, expected to reach 100,000+ hours with >L70 lumen maintenance @ 25°C (32LED's at 1050mA is 88,000). Luminaire Useful Life accounts for LED lumen maintenance AND all of these additional factors including: LED life, driver life, PCB substrate, solder joints, on/off cycles, burning hours and corrosion. Entire luminaire is rated for operation in ambient temperature of -40°C / -40°F up to +35°C / +95°F.

#### LED products (manufacturing standard)

The electronic components sensitive to electrostatic discharge (ESD) such as light emitting diodes (LEDs) are assembled in compliance with IEC61340 5 1 and ANSI/ESD S20.20 standards so as to eliminate ESD events that could decrease the useful life of the product.

#### Quality control

Manufactured to ISO 9001 2008 standards and ISO 14001-2004 International Quality Standards Certification.

#### Certifications and Compliance

CSA, cULus Listed for Canada and USA. Serenade LED luminaires are DesignLights Consortium qualified.

# S55 – S55C1-C2 Serenade DSX LED

## Urban Luminaire

### Specifications (continued):

#### Poles & Brackets Sample configurations.

