



BUILDING PERMIT FOR DECK

You require a permit to construct a deck if it is attached to a structure or larger than 100 sq. feet or over 2 feet from the ground surface to the top of the decks walking surface. If your deck does not apply to any of these three conditions you do not require a permit.

A Complete Application consists of:

- Complete attached application form
- Provide 2 (two) sets of construction plans

Responsibilities of Owner/Applicant When Building Permit has been Obtained

- Post Building Permit on site
- Maintain a copy of construction plans on site
- Notify the building department a minimum of 48 hours in advance for inspections.

Questions ?

Terry Willing, Chief Building Official
30 King Street East, Box 100, Gananoque, ON K7G 2T6
Telephone: 613 382-2149 ext.1130
E-mail: building@gananoque.ca

Application for a Permit to Construct or Demolish

This form is authorized under the Building Code Sentence 2.4.1.1A.(2).

For use by Principal Authority	
Application number:	Permit number (if different):
Date received:	Roll number:

Application submitted to: TOWN OF GANANOQUE
 (Name of municipality, upper-tier municipality, board of health or conservation authority)

A. Project information				
Building number, street name			Unit number	Lot/con.
Municipality TOWN OF GANANOQUE	Postal code	Plan number/other description		
Project value est. \$		Area of work (m ²)		
B. Applicant				
Applicant is:		Owner or Authorized agent of owner		
Last name	First name	Corporation or partnership		
Street address			Unit number	Lot/con.
Municipality	Postal code	Province	E-mail	
Telephone number ()	Fax ()	Cell number ()		
C. Owner (if different from applicant)				
Last name	First name	Corporation or partnership		
Street address			Unit number	Lot/con.
Municipality	Postal code	Province	E-mail	
Telephone number ()	Fax ()	Cell number ()		
D. Builder (optional)				
Last name	First name	Corporation or partnership (if applicable)		
Street address			Unit number	Lot/con.
Municipality	Postal code	Province	E-mail	
Telephone number ()	Fax ()	Cell number ()		
E. Purpose of application				
New construction	Addition to an	Alteration/repair	Demolition existing building	Conditional Permit
Proposed use of building		Current use of building		

Description of proposed work

F. Tarion Warranty Corporation (Ontario New Home Warranty Program)

- i. Is proposed construction for a new home as defined in the *Ontario New Home Warranties Plan Act*? If no, go to section G. Yes No
- ii. Is registration required under the *Ontario New Home Warranties Plan Act*? Yes No iii. If yes to (ii) provide registration number(s): _____

G. Attachments

- i. Attach documents establishing compliance with applicable law as set out in Article 1.1.3.3.
- ii. Attach Schedule 1 for each individual who reviews and takes responsibility for design activities. iii. Attach Schedule 2 where application is to construct on-site, install or repair a sewage system.
- iv. Attach types and quantities of plans and specifications for the proposed construction or demolition that are prescribed by the by-law, resolution, or regulation of the municipality, upper-tier municipality, board of health or conservation authority to which this application is made.

H. Declaration of applicant

I _____ certify that:
(print name)

- 1. The information contained in this application, attached schedules, attached plans and specifications, and other attached documentation is true to the best of my knowledge.
- 2. I have authority to bind the corporation or partnership (if applicable).

_____ Date _____ Signature of applicant

Personal information contained in this form and schedules is collected under the authority of subsection 8(1.1) of the *Building Code Act, 1992*, and will be used in the administration and enforcement of the *Building Code Act, 1992*. Questions about the collection of personal information may be addressed to: a) the Chief Building Official of the municipality or upper-tier municipality to which this application is being made, or, b) the inspector having the powers and duties of a chief building official in relation to sewage systems or plumbing for an upper-tier municipality, board of health or conservation authority to whom this application is made, or, c) Director, Building and Development Branch, Ministry of Municipal Affairs and Housing 777 Bay St., 2nd Floor. Toronto, M5G 2E5 (416) 585-6666.

AUTHORIZATION FOR AN APPLICATION FOR A BUILDING PERMIT
BY A PERSON OTHER THAN THE LEGAL OWNER

I _____ being the legal owner of the subject property described as

_____ in the Municipality of _____,

Roll number _____, do hereby authorize _____, to act as my authorized

agent to apply for a building permit, for work to be done on the above mentioned property. I may rescind this authority at any time, by written notice.

Dated: _____

Signature of legal owner _____

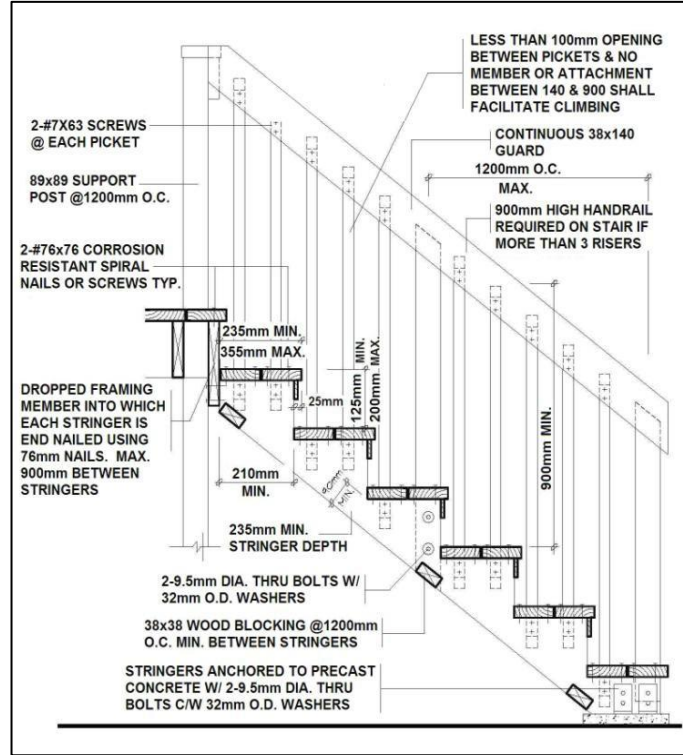
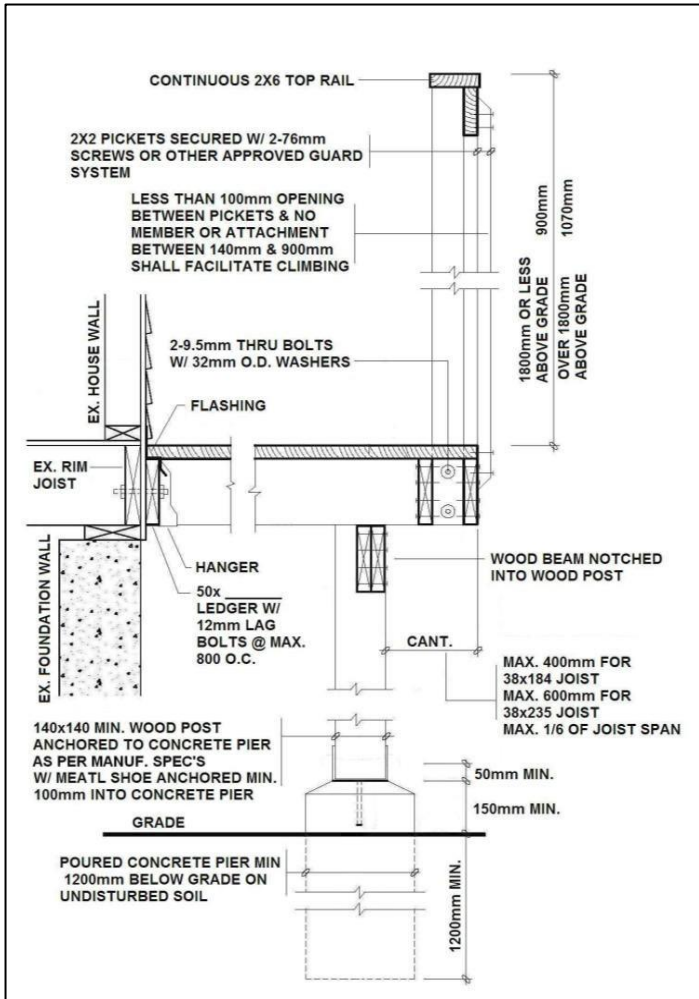
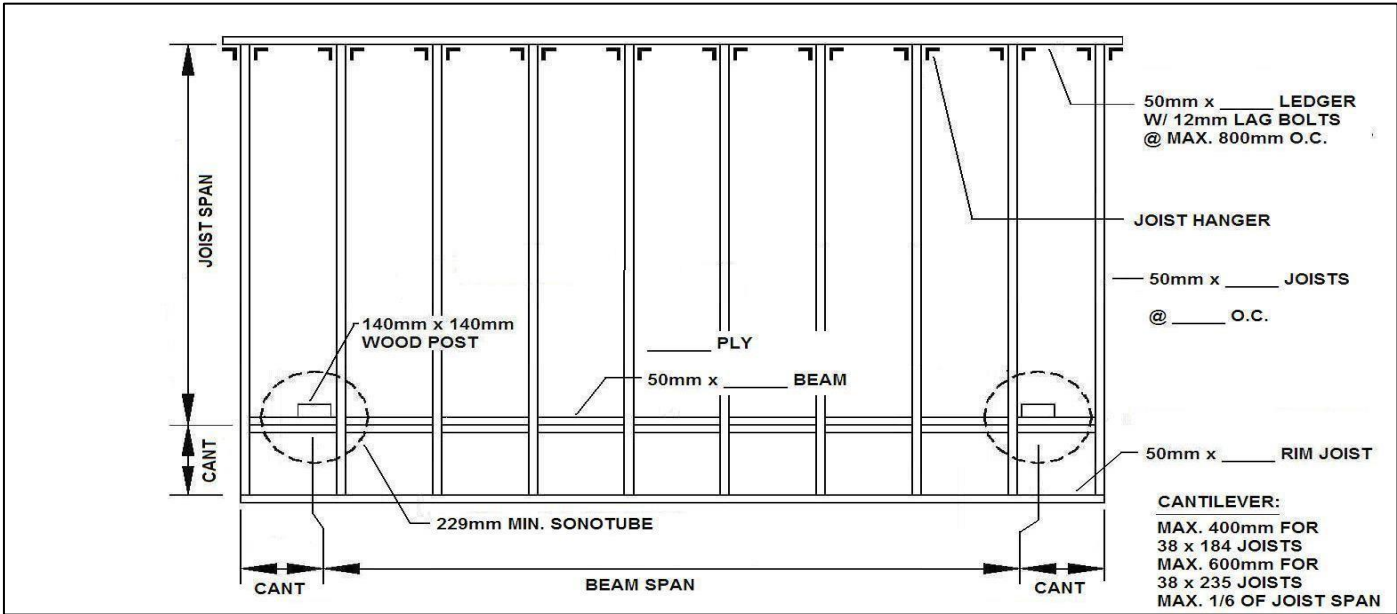
SITE SKETCH / PLAN

Road Name: _____

1. Dimensions of proposed structure: Length _____ ft, Width _____ ft., height _____ ft.
2. Setbacks from proposed structure to lot lines: left side _____ right side _____ rear yd _____ front yd _____
3. Lot dimensions: Lot area _____ acres +/-, Lot size _____ square ft, or square metres _____

Include onsite sketch for existing and proposed structures, (as appropriate)

1. Distances to
 - a. All lot lines,
 - b. road location,
 - c. dimensions, area square feet



GUARDS SHALL BE CONSTRUCTED AND
CONNECTED AS PER 2012 OBC
SUPPLEMENTARY STANDARD SB-7 DETAIL
NO.: _____

**PLEASE SEE REVERSE SIDE FOR
ADDITIONAL INFORMATION**

BEAM SPANS FOR DECKS

(2) 2X8.....	5'-10"	(1.8m)
(2) 2X10.....	7'- 2"	(2.2m)
(2) 2X12.....	8'-4"	(2.56m)
(3) 2X8.....	7'-3"	(2.21m)
(3) 2X10.....	8'-10"	(2.7m)
(3) 2X12.....	10'-3"	(3.13m)
(4) 2X8.....	8'-4"	(2.55m)
(4) 2X10.....	10'-2"	(3.12m)
(4) 2X12.....	11'-10"	
	(3.62m)	

BUILT UP BEAM SPANS AS PER TABLE A-12 AND A-15 2006 BUILDING CODE

FLOOR JOIST SPANS FOR DECKS

2X6@12".....	10'-0"	(3.05m)
2X6@16".....	9'- 4"	(2.85m)
2X6@24".....	8'- 5"	(2.57m)
2X8@12".....	11'-7"	(3.54m)
2X8@16".....	11'-0"	(3.36m)
2X8@24".....	10'- 6"	(3.2m)
2X10@12".....	13'-8"	(4.17m)
2X10@16".....	13'-0"	(3.96m)
2X10@24".....	12'-4"	(3.77m)
2X12@12".....	15'-7"	(4.75m)
2X12@16".....	14'-9"	(4.52m)
2X12@24".....	14'-1"	(4.30m)

JOIST SPANS AS PER TABLE A-1 2006 BUILDING CODE

ADDITIONAL INFORMATION (CHECKLIST):

1. INDICATE THE FOLLOWING ON REVERSE PAGE:

LENGTH OF LAG BOLTS
SIZE OF LEDGER
JOIST SPAN AND CANTILEVER
BEAM SPAN AND CANTILEVER
JOIST SIZE AND SPACING
BEAM SIZE AND NUMBER OF PLY
POST SIZES TO BE 140mm x 140mm
SONO TUBES TO BE MIN. 229mm TO 1200mm BELOW FINISHED GRADE
SB-7 DETAIL NUMBER FOR GUARDS (SEE BOOKLET)
STAIR CONSTRUCTION

2. INDICATE THE FOLLOWING ON THE PLOT PLAN:

OVERALL DECK DIMENSIONS
LOCATION OF DECK IN RELATION TO HOUSE
LOCATION OF DECK IN RELATION TO LOT LINES STAIR LOCATION (S)
AND WIDTH

3. CONFIRM BEAM CANTILEVER WITH INSPECTOR

MAX. CANTILEVER FOR 38x184 JOISTS = 400mm
MAX. CANTILEVER FOR 38x235 JOISTS = 600mm
MAX. CANTILEVER = 1/6 OF JOIST SPAN