



GANANOQUE, ONTARIO, CANADA




www.gananoque.ca

QUICK FACTS

	TOWN OF GANANOQUE	REGION 50km RADIUS
Population	5200	220 000
Number of Households	2516	102 000
Average Household Income	\$70,290	\$87,710
2018 Commercial Tax Rate (municipal & education)	0.0374	
2018 Industrial Tax Rate (municipal & education)	0.0380	
Local Labour Force	3135	135 000
Jobs	4037	120,324
Tourists per Year	500 000	4, 250, 000

SOURCE: Statistic Canada 2016, Labour Force Survey 2017. Regional Tourist Area #9 Visitor Tracking and Performance Measures 2013



STRATEGIC LOCATION ADVANTAGE

UNBEATABLE QUALITY OF LIFE

15 km (9 mi) to the U.S Interstate-81
 280 km (174 mi) to Toronto, ON
 150 km (93 mi) to Ottawa, ON
 250 km (155 mi) to Montreal, QC
 30 km (18 mi) to Kingston, ON

- Located on the Highway 401 Detroit/Windsor-Montreal corridor
- Over half of North American industry is within a day's travel
- Centre of 120 million consumers

DEMOGRAPHICS



Population and Dwelling Counts	Gananoque	Leeds and the Thousand Islands
Population in 2011	5,159	9,465
Total private dwellings	2,516	4,903
Private dwellings occupied by usual residents	2,404	3,861
Land area (square km)	7.01	612.51

SOURCE: Statistics Canada, Census 2016

Age Characteristics	Gananoque	Leeds and the Thousand Islands
Total population by age groups	5,159	9,465
0 to 4 years	190	410
5 to 9 years	235	470
10 to 14 years	255	440
15 to 19 years	275	475
20 to 24 years	245	430
25 to 29 years	255	340
30 to 34 years	230	395
35 to 39 years	255	480
40 to 44 years	270	535
45 to 49 years	340	680
50 to 54 years	415	820
55 to 59 years	420	895
60 to 64 years	440	905
65 to 69 years	390	815
70 to 74 years	315	575
75 to 79 years	235	360
80 to 84 years	180	205
85 years and over	235	225
Median age of the population	47.2	46.1
% of the population aged 15 and over	86.9	86.0

SOURCE: Statistics Canada, Census 2016



TOURISM

Gananoque and 1000 Islands is internationally recognized and the region welcomes over a million visitors each year. The thriving tourism industry is experiencing constant growth and presents a wealth of viable opportunities.

Tourism spending per year in Gananoque and Thousand Islands

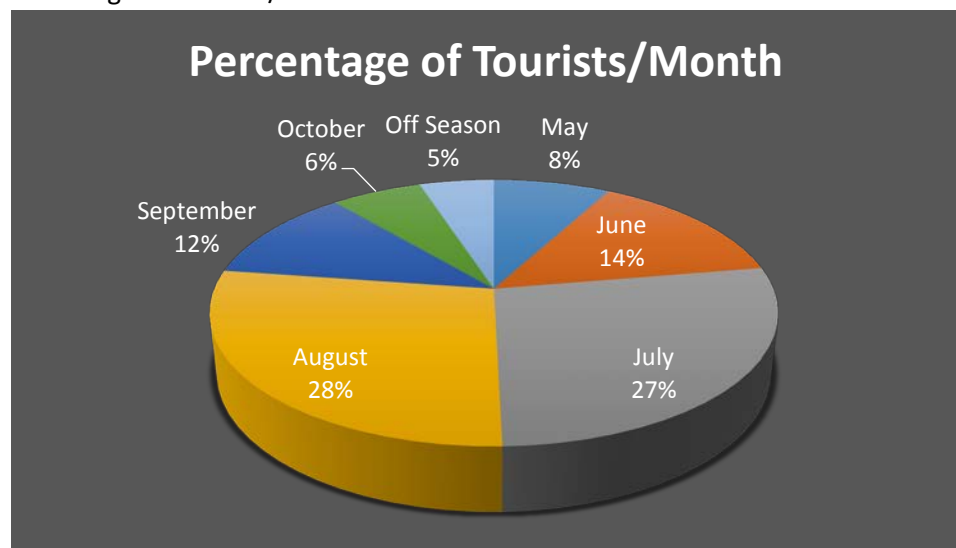
Visitors/Year	66% Overnight Visitors	Total Spent (\$193/person)
500 000	330 000	\$64 million

Visitors/Year	34% Day Visitors	Total Spent (\$117/person)
500 000	170 000	\$20 million

SOURCE: Ministry of Tourism's Regional Tourism Profiles for Leeds & Grenville United Counties and for Regional Tourist Area #9 Visitor Tracking and Performance Measures



Percentage of Tourists/Month



SOURCE: 1000 Islands Chamber of Commerce, Average of 2009, 2010 and 2011.

1000 Islands/Ivy Lea Bridge Traffic Report						
2010	2011	2012	2013	2014	2015	2016
2,077,872	2,065,165	2,110,126	2,119,031	2,079,982	2,017,689	2,003,201

Regional visitation statistics

Length of Stay	
Average Length	1.6
Party Size	
Average party size	2.7
Average adult party size	2.3
% of parties travelling with children	19%

Visitation	
% first time	72%
% repeat visitation	27%
Residence	
Canada	62%
U.S.	19%
Overseas	19%

SOURCE: Ministry of Tourism's Regional Tourism Profiles for Leeds & Grenville United Counties and for Regional Tourist Area #9, 2011

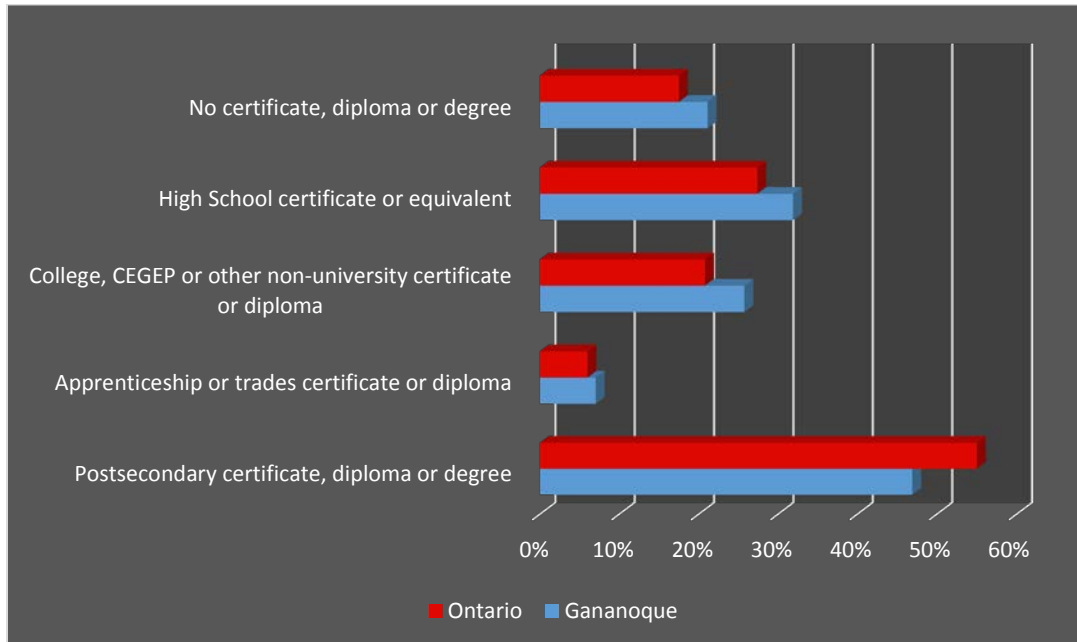
LABOUR FORCE

The region has a variety of businesses and a strong labour force. The primary industrial sectors are light manufacturing, transportation, agriculture and services. Below indicates the largest employers for the private sector and public sector of the region.

Largest Private Sector Employers	# of Employees
Cardinal Health	450
Shorelines Casino	390
Home Hardware	127
Canada Border Service Agency	120
Glen House Resort and Smugglers Glen Golf Course	120
Metro	100
Gananoque Boat Line	95
Rockport Boat Lines	80

*Data verified as of September 2018

EDUCATIONAL ATTAINMENT



SOURCE: Statistics Canada, Census 2016

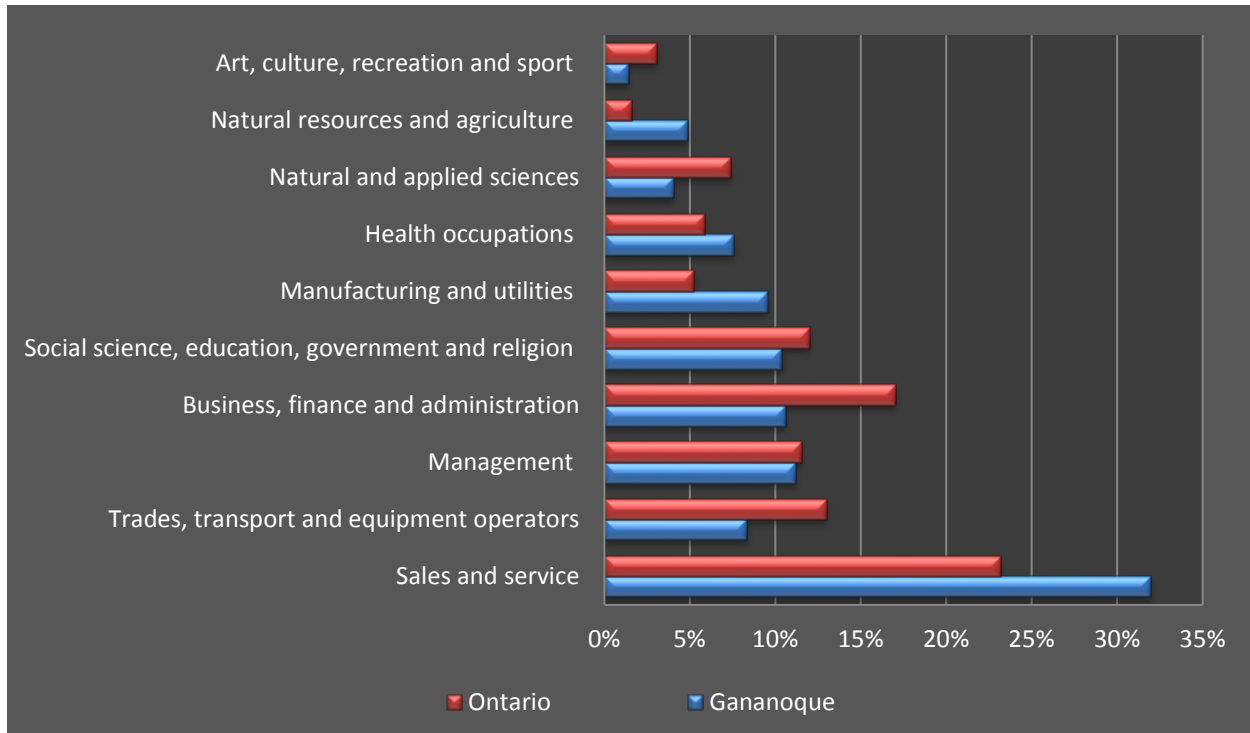


Thomson Fasteners Inc.



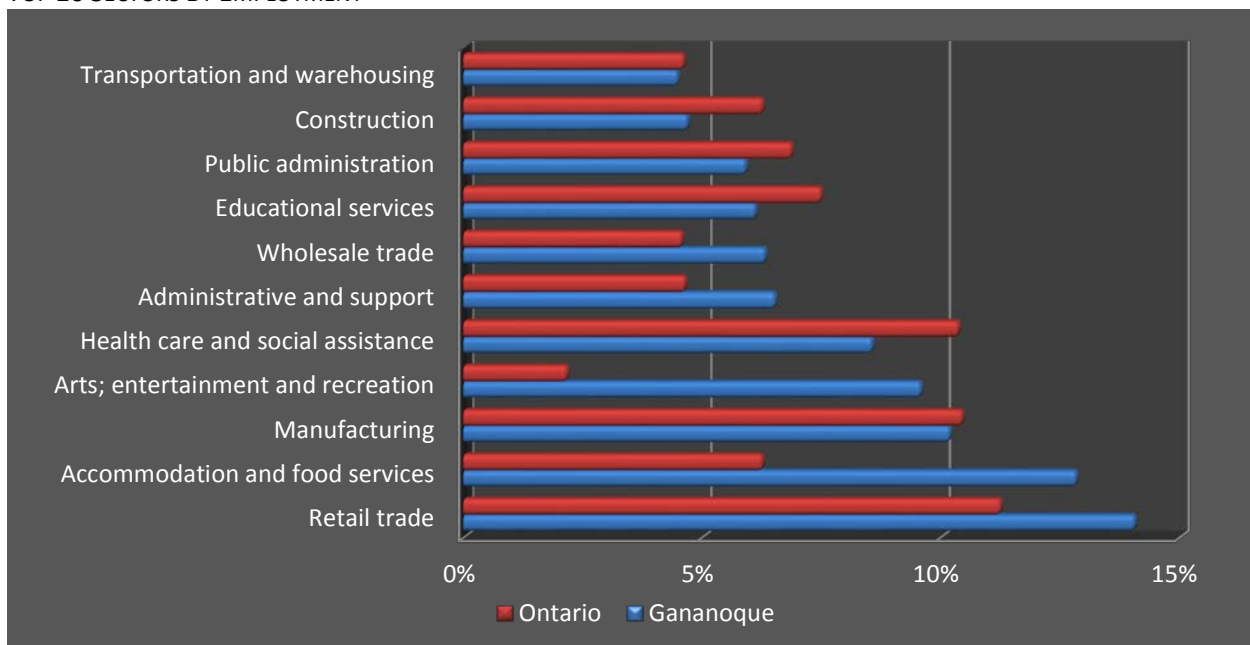
EMPLOYMENT SECTOR

LABOUR FORCE BY OCCUPATION



SOURCE: Statistics Canada, Census 2011

TOP 10 SECTORS BY EMPLOYMENT

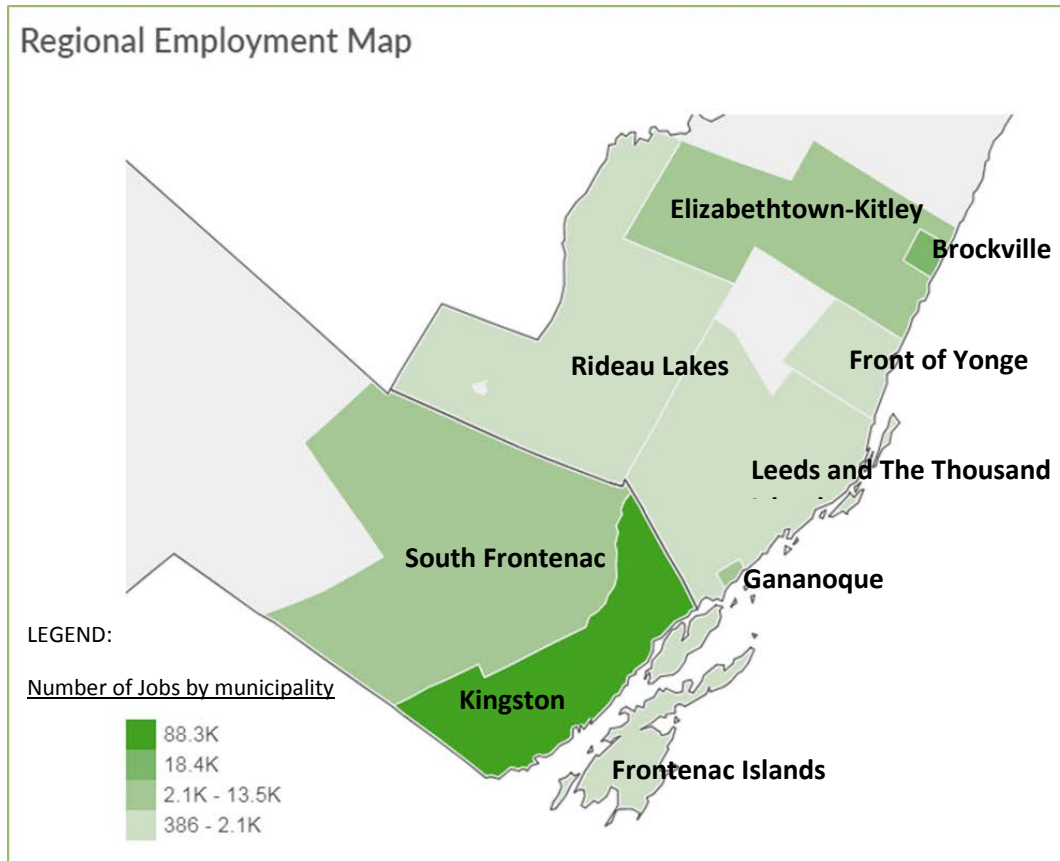


SOURCE: Statistics Canada, Census 2011

REGIONAL WORKFORCE

The Regional Workforce includes the census subdivision within a 40 minute commute. The commuter flow patterns identified by Stats Canada 2016 census include the area between Kingston and Brockville.

REGIONAL BREAKDOWN

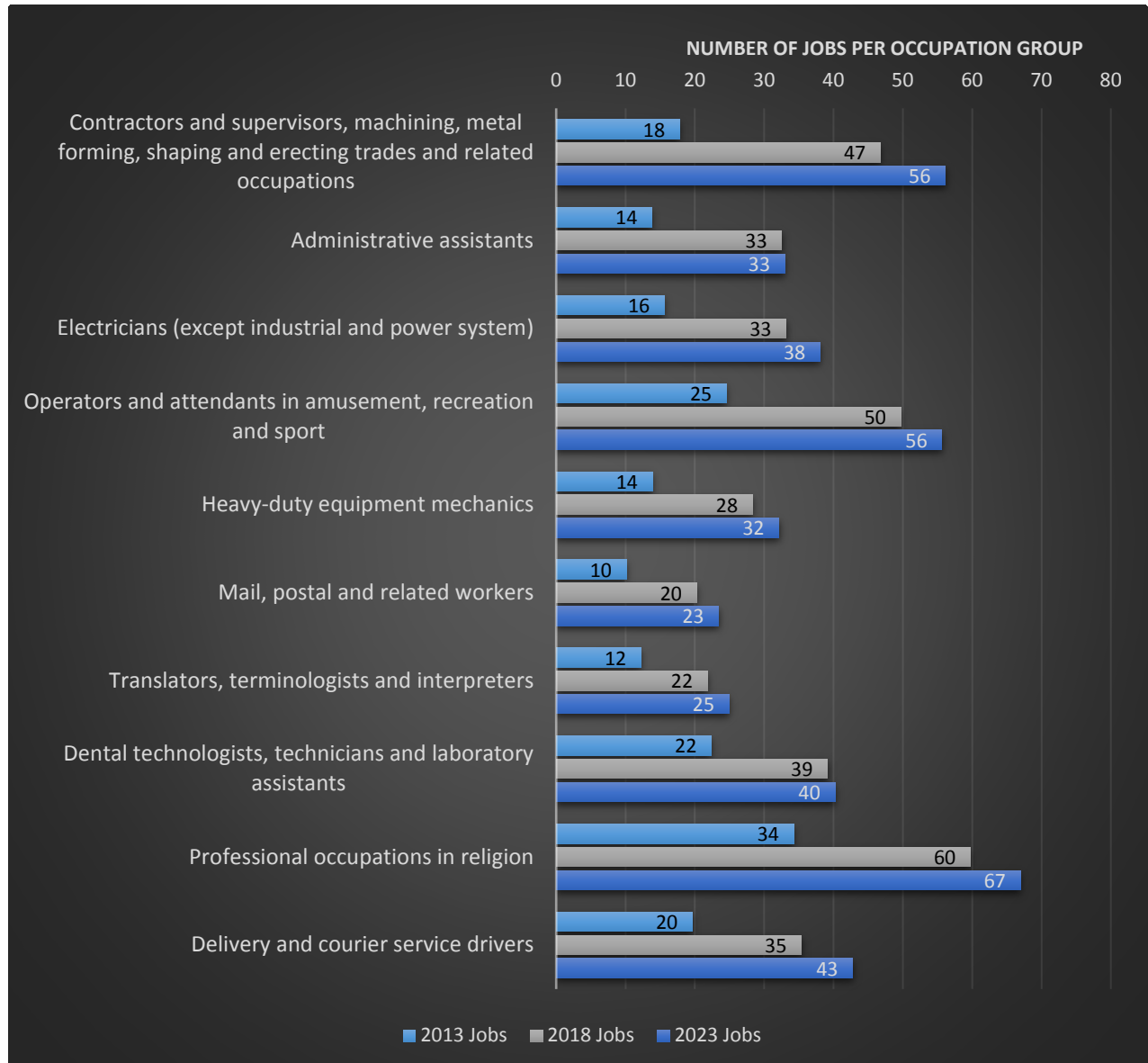


Census Subdivision	2017 Jobs
Kingston (in Ontario)	90,301
Brockville (in Ontario)	20,308
Gananoque (in Ontario)	4,090
Leeds and the Thousand Islands (in Ontario)	1,869
Front of Yonge (in Ontario)	444

Occupation Summary for 502 Occupations

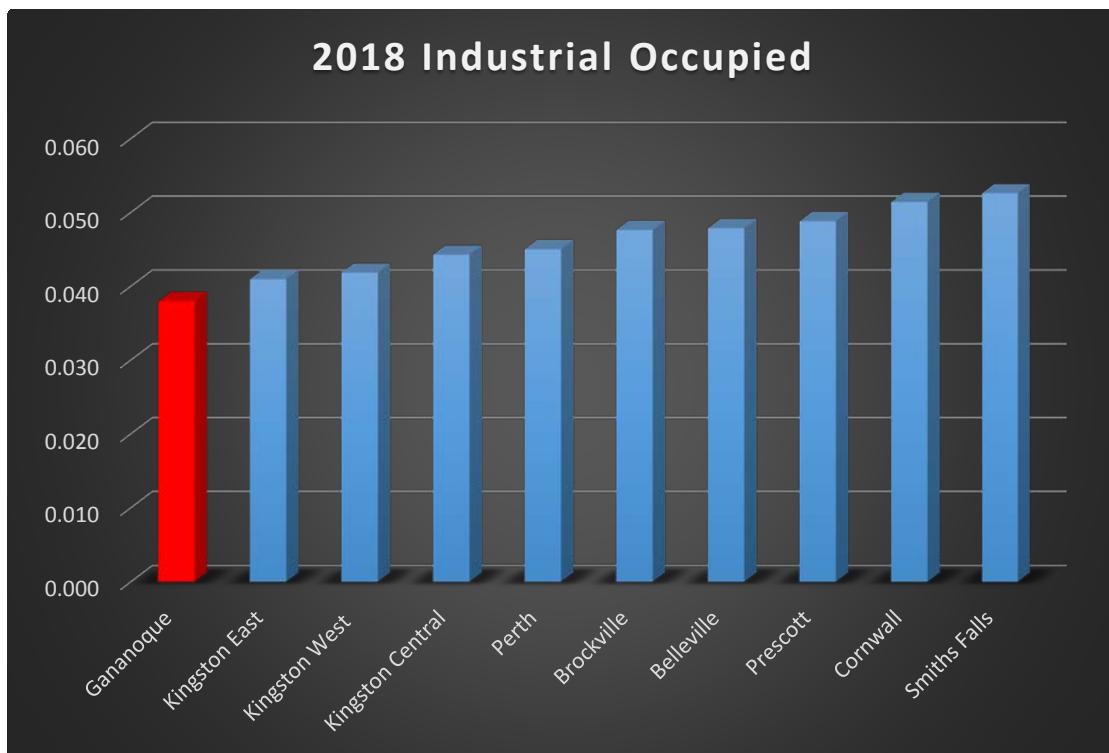
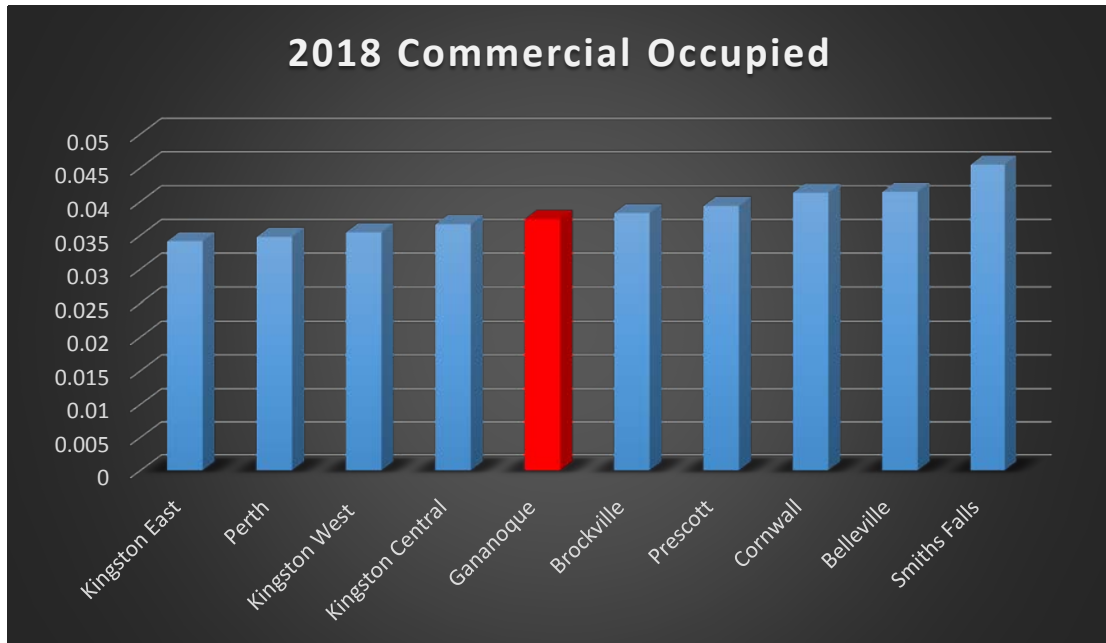
117,011 Jobs (2017)	9.7% % Change (2012-2017) Nation: 6.3%
-------------------------------	---

OCCUPATIONS, LARGEST PERCENTAGE GROWTH IN JOBS IN THE AREA, 2018-2023



Source: Job numbers from EMSI Analyst 2018.

2018 TAX RATE COMPARISON



NEW DEVELOPMENTS

The Town of Gananoque is seeing significant development investments and new business.

Shorelines Casino Thousand Islands:	\$13 million investment scheduled for 2018/2019
1000 Islands Border Crossing:	\$60 million infrastructure improvements
Fibre:	Installed throughout most business sections in Gananoque
Island Harbour Club:	Mixed use commercial residential development
Stone & South:	Condominium development
Riverstone:	Mixed use commercial residential development
big river technologies	Specialized software development company
SN Technologies	Facial recognition software company



Stone & South – South St.



Island Harbour Club – 175 St. Lawrence St.



Riverstone – 15 Clarence St.



Riverstone – 15 Clarence St.

LIFESTYLE

Housing

	Gananoque	Leeds & Thousand Islands
Detached House	1315	3610
Semi-Detached House	225	25
Row Houses	135	25
Apartments	585	60
Average Household Size	2.1	2.4



Education

Elementary and Secondary Education

Local Schools
Gananoque Intermediate Secondary School
Linklater Public School
St. Joseph Catholic School
T.R. Leger School of Adult Learning and Continuing Education
Thousand Islands Elementary School
Sweets Corners Elementary School

Post-Secondary Education Institutions

University/College	Distance (km)
Royal Military College of Canada	27
Queens University	28
Trillium College	32
Jefferson Community College	42
Empire State College	42
St Lawrence College	54
Loyalist College	112
Carlton University	123
Ottawa University	127
Algonquin College	156

BUSINESS ASSISTANCE PROGRAMS

1000 Islands Community Development Corporation

www.ticdc.ca

613-345-6216

Commercial loans

up to \$250,000

Ontario Ministry of Economic Development

Eastern Ontario Development Fund

<http://www.ontario.ca/business-and-economy/eastern-ontario-development-fund>

The Eastern Ontario Economic Development Fund is a four year, \$80 million fund designed to help businesses create new jobs, and invest in new technologies, equipment or skills training for workers.

Individual businesses

up to 15% to a maximum of \$1.5 million

Investing in Business Growth and Productivity

http://www.feddevontario.gc.ca/eic/site/723.nsf/eng/h_01867.html

Objectives:

- Assist established businesses to scale-up by expanding markets and facilities;
- Increase adoption of new technologies and processes to improve productivity; and
- Increase business capacity to participate in global markets through market diversification or expanding markets and integration in global value chains.

Funding:

- Repayable contribution towards eligible costs to a maximum of \$20 million per project. Applicants are eligible to receive up to 25% of eligible project costs.

Government of Canada – FedDev Ontario

Multiple Programs

http://www.feddevontario.gc.ca/eic/site/723.nsf/eng/h_00122.html?OpenDocument

Financial support is available through a number of various programs and incentives.

Keys Employment Centre

<http://www.keys.ca/>

- Canada Ontario Job Grant
- Skills Training Programs
- Wage Incentive Programs
- Employer/Job Seeker Services

Summary of Other Funding Sources – contact Economic Development

This is my Corner Office..

#thisismygananoque
#investgananoque

The Town of Gananoque is committed to assisting businesses succeed.

Call the Economic Development Department for individualized assistance to meet your specific business needs.

Business Development Coordinator
613-382-2149 ext 1125
businesscoordinator@gananoque.ca